


SGH Personal Banking

Opening an HSBC Everyday Global Account and HSBC Investment Account (for new-to-bank customers)



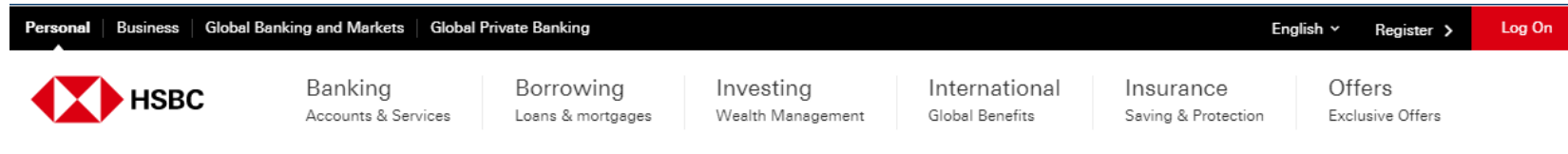
Contents

- 1) Everyday Global Account application**
- 2) Investment Account opening**

Everyday Global Account application

HSBC Everyday Global Account application

1) Click on 'Apply online now'



Banking with a whole world of benefits

Make day-to-day banking simple and grow your wealth easily, no matter where you're at in life. HSBC Personal Banking gives you an all-in-one everyday bank account with global access, bonus cashback on your credit card spending, wealth support and much more.

Get a head start with up to SGD450 worth of rewards

Get SGD200¹ when you:

1. Open an HSBC Everyday Global Account and HSBC Investment Account
2. Perform a recurring deposit of a minimum of SGD5,000 for 2 months
3. Perform a minimum of 5 transactions with a HSBC personal credit card or with the HSBC Everyday Global Debit Card
4. Invest at least SGD1,000 in either Unit Trust or Securities


Earn an **additional SGD200** cashback when you apply and spend with an HSBC credit card².

Open an Everyday Global Account today

[Apply online now](#)

HSBC Everyday Global Account application

2) Click 'Retrieve Myinfo with Singpass'. Alternatively, you may also manually complete the application.



You're applying for an
HSBC Everyday Global account

| Ready to apply?

Before you apply for an HSBC Bank Account, please check the following:

- you're aged 18 years or over
- you do not have any existing HSBC accounts including credit cards
- you're applying for a sole account
- you must have a valid NRIC or FIN


| What you'll need to apply:

- your current employment and income details
- your addresses for the last 12 months

i Your information
By proceeding, you acknowledge that HSBC may use the information in your application to contact you regarding your application.

Apply easily with Myinfo

We will pre-fill most of the form with details from your Myinfo profile.

[Find out more about Myinfo](#) 

Retrieve Myinfo with singpass

Alternatively, you may also [manually complete the application](#).

HSBC Everyday Global Account application


3) If you choose to apply with Myinfo, you will be redirected to sign in via Singpass. Log in via the Singpass app or website to retrieve your information.

A Singapore Government Agency Website

singpass F | T | F ⓘ 🔍

Upcoming Maintenance on 12 Dec 2021, 12am to 6am ^

Singpass will be undergoing scheduled maintenance on 12 Dec 2021, 12am to 6am. You may still continue to access digital services using the Singpass app. Please plan your transactions accordingly. Thank you.




Log in with Singpass

Your trusted digital identity

Singpass appPassword login

Scan with Singpass app
to log in

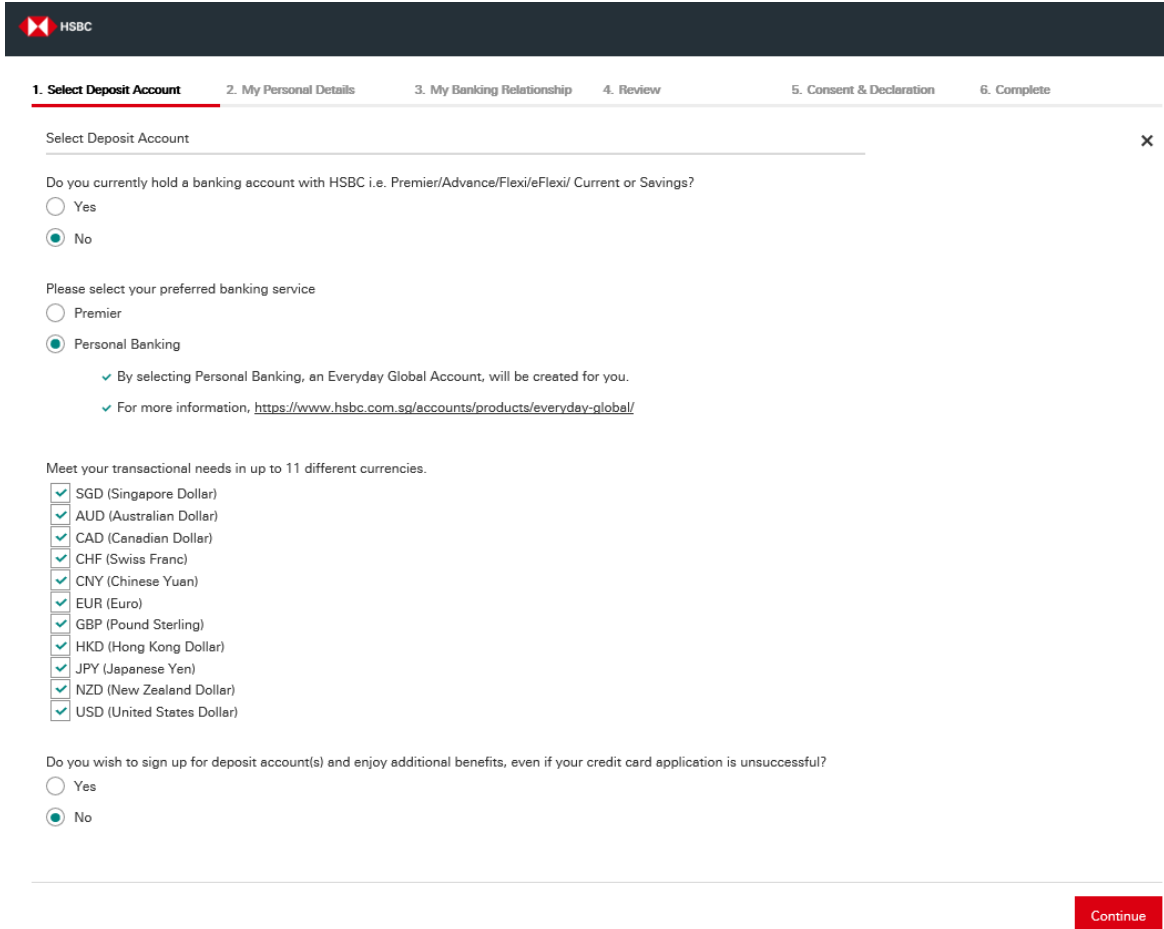


singpass

Don't have Singpass app? [Download now](#)

HSBC Everyday Global Account application

4) Follow the steps and complete the form for your Everyday Global Account application



HSBC

1. **Select Deposit Account** 2. My Personal Details 3. My Banking Relationship 4. Review 5. Consent & Declaration 6. Complete

Select Deposit Account ✕

Do you currently hold a banking account with HSBC i.e. Premier/Advance/Flexi/eFlexi/ Current or Savings?

Yes

No

Please select your preferred banking service

Premier

Personal Banking

- ✓ By selecting Personal Banking, an Everyday Global Account, will be created for you.
- ✓ For more information, <https://www.hsbc.com.sg/accounts/products/everyday-global/>

Meet your transactional needs in up to 11 different currencies.

- SGD (Singapore Dollar)
- AUD (Australian Dollar)
- CAD (Canadian Dollar)
- CHF (Swiss Franc)
- CNY (Chinese Yuan)
- EUR (Euro)
- GBP (Pound Sterling)
- HKD (Hong Kong Dollar)
- JPY (Japanese Yen)
- NZD (New Zealand Dollar)
- USD (United States Dollar)

Do you wish to sign up for deposit account(s) and enjoy additional benefits, even if your credit card application is unsuccessful?

Yes

No

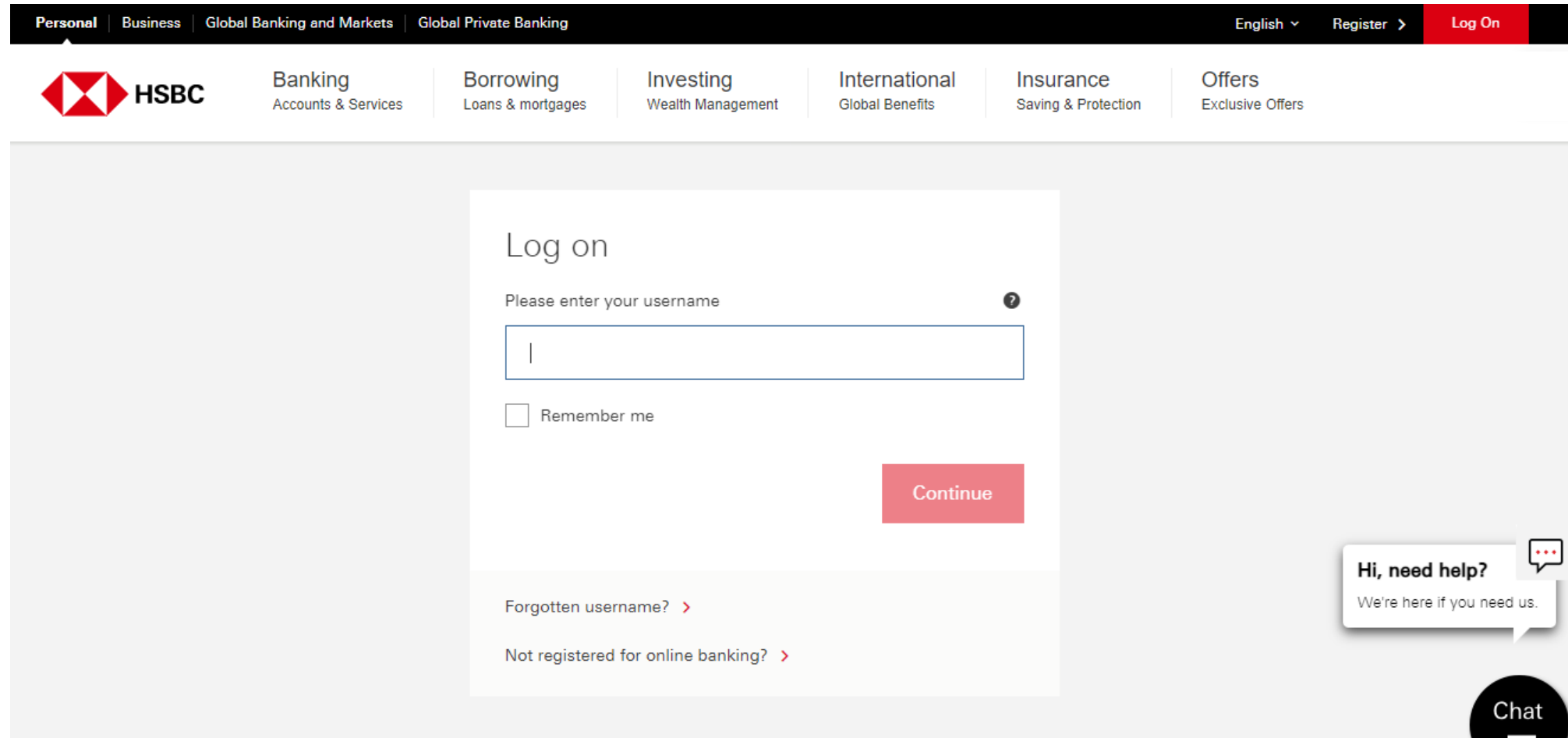
Continue

Investment Account application

HSBC Investment Account application (via Online Banking)

Before you start, ensure that you that have registered for Online Banking. If you have not, visit [hsbc.com.sg/register](https://www.hsbc.com.sg/register) to do so.

1) Log in to your Online Banking



The screenshot shows the HSBC Online Banking login interface. At the top, there is a navigation bar with links for Personal, Business, Global Banking and Markets, and Global Private Banking. On the right side of the navigation bar, there are links for English, Register, and Log On. Below the navigation bar, the HSBC logo is displayed on the left, followed by a menu of services: Banking (Accounts & Services), Borrowing (Loans & mortgages), Investing (Wealth Management), International (Global Benefits), Insurance (Saving & Protection), and Offers (Exclusive Offers).

The main content area features a "Log on" form. The form includes the following elements:

- A heading "Log on".
- A prompt "Please enter your username" with a help icon (question mark) to its right.
- A text input field for the username.
- A checkbox labeled "Remember me".
- A red "Continue" button.
- Links for "Forgotten username?" and "Not registered for online banking?".

In the bottom right corner, there is a chat widget with the text "Hi, need help? We're here if you need us." and a "Chat" button.

HSBC Investment Account application (via Online Banking)

2) Select 'Wealth Dashboard'

The screenshot displays the HSBC online banking interface. At the top left is the HSBC logo. The navigation menu includes 'Home', 'Move money', 'Account services', 'Our products', and 'Help & support'. A 'Log off' button is located in the top right corner. The main header area shows the user's login status: 'Last logged on 13/12/2021 at 03:00:16 PM'. Below this, a greeting 'Good afternoon' is followed by a notification: 'You have 95 new messages.'

A 'Quick links' dropdown menu is visible on the right side of the dashboard. The main dashboard area contains several icons and labels for various services:

- Secure messages
- Global accounts
- Pay and transfer
- PayNow
- Wealth Dashboard** (highlighted with a red box)
- Manage payees
- eStatements

HSBC Investment Account application (via Online Banking)

2) Select 'Open new account' via the 'Invest now' tab


The screenshot displays the HSBC online banking navigation menu. At the top right, there is a 'Log Out' button. The main navigation bar includes the HSBC logo, 'Internet banking', 'My Portfolio' (Holdings and performance), 'Invest now' (Buy and sell), 'Markets' (News and insight), and 'Document Centre' (Submit or renew forms). The 'Invest now' menu is expanded, showing two columns of options. The 'Investor tools' column includes 'Open New Account' (highlighted with a red box), 'Mutual Fund Screener', and 'Contract Note Option'. The 'Invest' column includes 'Funds', 'Regular Saving Plan', 'Stocks', and 'Structured Products'. At the bottom of the menu, there are links for 'My Holdings' and 'My Accounts'.

Investor tools	Invest
Open New Account	Funds
Mutual Fund Screener	Regular Saving Plan
Contract Note Option	Stocks
	Structured Products

My Holdings My Accounts

HSBC Investment Account application (via Online Banking)

3) Review your details on the pre-filled digital form and click 'continue'





Your application
HSBC Investment Account


Great, looks like you're eligible to open an investment account online


First, please check your details are up to date.


| Review your details

 Full name
[Redacted]


 Mailing address
[Redacted]

 Mobile phone number
[Redacted]

 Email address
[Redacted]

Need to change something? 

You can either

- log on to online banking to update your information once you've completed your application
- or [download a form](#),  complete and submit in branch.


Your profile will be updated in 1-3 working days of receiving your updates


[Close](#)

Continue

HSBC Investment Account application (via Online Banking)

4) Choose the investment account you want to apply for and click 'continue'





Your application
HSBC Investment Account

Choose how you'd like to invest

Select the investment account you'd like to apply for.

Equity Investment Account
Access global trading opportunities in major market through our competitive brokerage platform.

Unit Trust Investment Account
Access a diversified investment portfolio by investing in professionally managed funds, via a lump sum investment or through a Regular Savings Plan.

< Back

Continue


HSBC Investment Account application (via Online Banking)

5) Review the terms and conditions and submit your application




Your application
HSBC Investment Account


Important information

Please review the [Investment Account Terms and Conditions](#) 

I confirm that I've read and agree to the Investment Account Terms and Conditions.

Risk Disclosure

General Investment Risk Disclosure Statement 

I acknowledge that I have received a copy of [the Risk Disclosure Statement](#)  and understand the nature and contents of the Risk Disclosure Statement.

I understand and accept the risks of all investments and transactions, in which I am or will be involved. I understand that there are certain financial risks associated with and involved in entering into the specific transactions and investments contemplated generally under the Investment Account Terms and Conditions of HSBC Bank (Singapore) Limited ("you") and other agreements which I may enter into from time