

HSBC Bank (Singapore) Limited
 Company Registration No. 201420624K

Credit Limit Review Form for Credit Card

Document Requirements

Please enclose your income document as indicated below.

Salaried employees:

- Latest three months' computerised payslips, or
- CPF Contribution History Statement for the past six months, or
- Latest Notice of Assessment† and latest computerised payslips

Self-employed/commission based earners:

- Latest two years' Notice of Assessment†

Foreigners:

- Employment Pass (with validity of at least 6 months)

†You can print your latest Notice of Assessment via myTax Portal with your Singpass or IRAS Pin.

Main Cardholder's Particulars (please tick (✓) where applicable)

Full Name _____ NRIC/ Passport No. _____

HSBC Credit Card No. - - -

Employment Status Salaried Self-Employed Sales/Commission-based earners

Name of Current Employer _____ Job Title _____

Start Date with Current Employer /

Preferred credit limit S\$ _____ Bank to assign credit limit

If no preferred credit limit is stated or if neither option is selected, you agree that the Bank shall assign the credit limit. If you have indicated your preferred credit limit, you understand and agree that this is subject to the Bank's review and approval, and that the Bank may assign a credit limit, which may be lower than the amount you have indicated.

Declaration

I/We hereby declare that all information given above is correct and complete and I/We further declare that I/We am/are not an undischarged bankrupt. I/We authorise HSBC Bank (Singapore) Limited ("HSBC" or the "Bank") to verify all the information from whatever sources the Bank may choose. I/We have read and agree by the Bank's terms and conditions for the credit limit review‡.

Please note that should the income documents reflect a lower earned income than what was previously declared, HSBC has the right to adjust the current credit limit to reflect the latest earned income.

Signature of Main Cardholder

Date _____

Signature of Supplementary Cardholder 1

Date _____

Signature of Supplementary Cardholder 2

Date _____

Signature of Supplementary Cardholder 3

Date _____

Signatures from main cardholder and all supplementary cardholders (if any) are required for credit limit increases on credit card(s).

Next Steps

Upon completion of this form, you may submit the signed form along with all the supporting documents, using one of the following method:

- (1) Upload it at www.hsbc.com.sg/upload
- (2) Send via Email to: cardlimitreview@hsbc.com.sg (Please note to send your email from an email address which is as per our bank records)
- (3) Mail it back to us using BRE provided

Important Notes

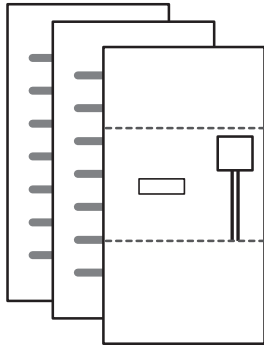
If there is any change to your contact details, you can update it by (a) Logging on to Personal Internet Banking (b) Completing a form or update via MyInfo. Details available at www.hsbc.com.sg/forms. (c) Visiting one of our branches.

‡ Subject to approval. This form is applicable for the application of permanent credit limit increase. Request for credit limit increase is only available to main cardholders who provide complete income documents indicating an increase in monthly income and who have not had any credit limit revisions in the past 6 months. Supplementary cardholders (if any) are also required to provide consent for the credit limit increases on his/her credit cards. The maximum aggregate credit limit with HSBC in respect of unsecured credit facilities granted to a Singapore Citizen/Permanent Resident whose annual income is not less than S\$30,000 is up to four times the individual's monthly income, or an amount HSBC may in its discretion determine. HSBC's decision in all matters relating to the credit limit review shall be at HSBC's discretion and shall be final and binding on the cardholder. The terms and conditions contained herein are in addition to the HSBC Cardholder Agreement, which shall continue to apply.

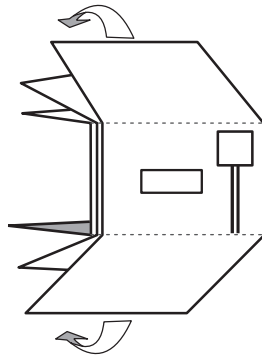
Data Protection Policy

The personal data you are submitting is being collected for the purposes stated in HSBC's Data Protection Policy, a copy of which may be found at <http://www.hsbc.com.sg/1/2/miscellaneous/privacy-and-security>.

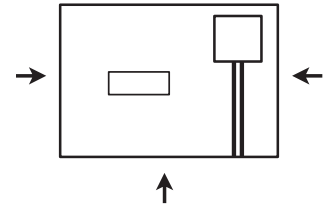
How to use the Business Reply Envelope (BRE)



a. Fold along dotted lines.



b. Insert documents into business reply folder, folding inwards.



c. Seal along edges of folder with clear tape (do not staple). Drop sealed folder into post box.

fold here

**BUSINESS REPLY SERVICE
PERMIT NO. 01259**



**HSBC Bank (Singapore) Limited
Service Delivery – Card Services
(Credit Limit Review)
Robinson Road Post Office
P.O.Box 896
Singapore 901746**

Postage will be paid by addressee. For posting in Singapore only.



fold here

Reminder:

- Have you and your supplementary cardholder(s) signed the form?
- Have you completed all the fields in the form?
- Have you enclosed your relevant income documents?

Seal here with clear tape

Seal here with clear tape