



Step-by-Step Guide on how to register for your Priority Pass™ Membership (Only for Principal Premier Mastercard Credit Card cardholders)

Step 1

HSBC Principal Premier Mastercard Credit Card (PMC) cardholders will receive an email from HSBC with unique invitation Priority Pass code required for registration.


- New PMC cardholders (Card opened from 1st October 2024):
Email will be sent within 4 weeks from card opened date
- Existing PMC cardholders (Card opened before 1st October 2024):
Email will be sent by 31 Dec 2024

Please ensure that your email address registered with HSBC is updated. Please refer [here](#) for more information on how to update your particulars.


Step 2

- In the web browser, input the Priority Pass URL accordingly on the address bar and key in your unique invitation code (as indicated in the email):
 - Premier: www.prioritypass.com/hsbcpmcNP
 - Premier Elite: www.prioritypass.com/hsbcpmcNPE

HSBC Premier




HSBC Premier Elite



Updated December 2024

Step 3

Overview of the Membership Plan, click "Join Now"



YOUR MEMBERSHIP PLAN

HSBC

With Priority Pass you have access to 1,600+ lounges worldwide which you can use whenever you travel, regardless of airline or class of ticket.

HSBC Premier Mastercard Credit Card now gives you free annual membership of Priority Pass so you can enjoy a less stressful way to travel.

Airport lounges give you the chance to relax and enjoy complimentary refreshments away from the hustle and bustle of the departure hall. Or if you prefer to catch up on work, you can often take advantage of workstations and Wi-Fi. Join now and you'll soon be able to travel in style.

STANDARD MEMBERSHIP

As an HSBC Premier Mastercard Credit Card cardholder and HSBC Premier Elite customer, you are entitled to complimentary annual Priority Pass membership, and 6 lounge visits. Every accompanying guest will be considered as 1 visit.

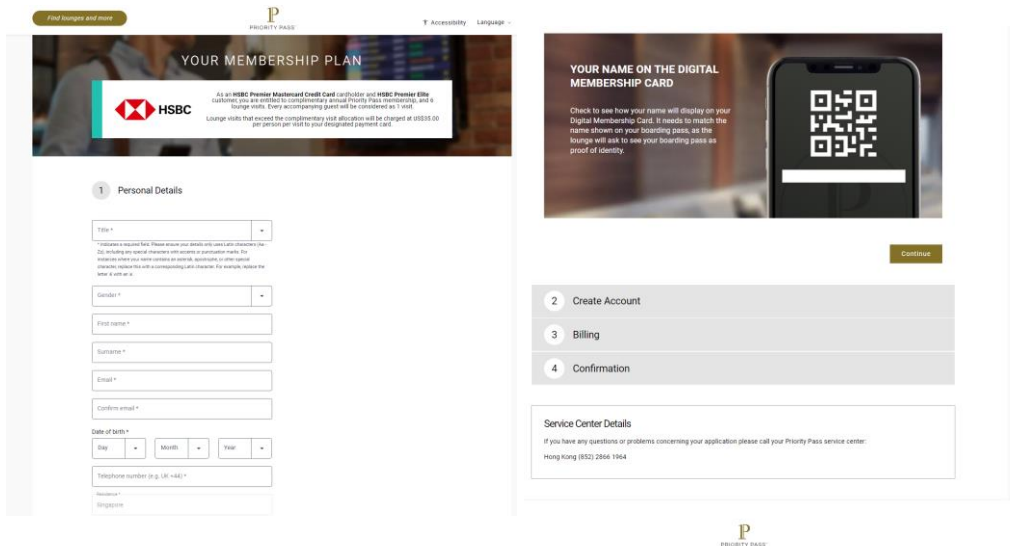
Lounge visits that exceed the complimentary visit allocation will be charged at US\$35.00 per person per visit to your designated payment card.

ANNUAL FEE	MEMBER VISIT FEE	GUEST VISIT FEE
FREE	US\$35	US\$35

[Join Now](#)

Step 4

Input your information for membership registration



YOUR MEMBERSHIP PLAN

HSBC

As an HSBC Premier Mastercard Credit Card cardholder and HSBC Premier Elite customer, you are entitled to complimentary annual Priority Pass membership, and 6 lounge visits. Every accompanying guest will be considered as 1 visit.

Lounge visits that exceed the complimentary visit allocation will be charged at US\$35.00 per person per visit to your designated payment card.

YOUR NAME ON THE DIGITAL MEMBERSHIP CARD

Check to see how your name will display on your Digital Membership Card. It needs to match the name shown on your boarding pass, as the lounge will ask to see your boarding pass as proof of identity.

[Continue](#)

1 Personal Details

Title*

*Customer requires field. Please choose your gender and user role carefully. Our 2G accounts are used internally only and are not for personal use. For information on our user roles, please refer to our user roles page. Select the user role that best describes you. For example, select the role of cardholder.

Gender*

First name*

Surname*

Email*

Confirm email*

Date of birth*

Day * Month * Year *

Telephone number (e.g. UK +44)*

Country*

Singapore

2 Create Account

3 Billing

4 Confirmation

Service Center Details

If you have any questions or problems concerning your application please call your Priority Pass service center.

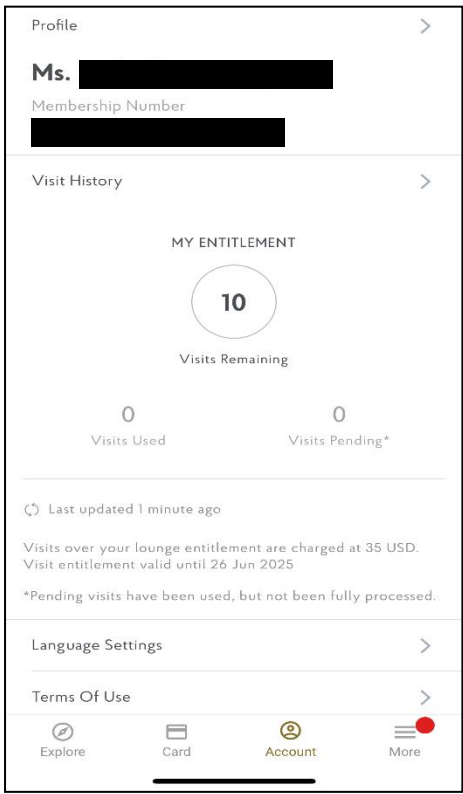

Hong Kong (852) 2866 1964

P
PRIORITY PASS

Updated December 2024


Step 5

Download the Priority Pass mobile app and log in with the details you have registered to view your digital membership card for access and tracking of airport lounge visits.



Updated December 2024

Access to airport lounges



Show the following to access the airport lounges:

- 1) Digital membership card on Priority Pass mobile app
- 2) Valid boarding pass