

HSBC Bank (Singapore) Limited
Application Form for Interbank GIRO / Standing Instructions
Note:

- Processing of this application may take 3 to 4 weeks. Please continue to settle your outstanding bill until your Credit Card statement indicates that GIRO has been effected.
- Please ensure that there are sufficient funds to be debited on each due date of your credit card statement. A service charge of S\$30 will be levied for each unsuccessful debit.

1. Main Credit Cardholder Particulars

Full name _____

NRIC / Passport No. _____

 HSBC Credit Card No. - - -
2. GIRO / Standing Instruction Details
Name of Billing Organisation ("BO") OPERATIONS – CARDS & LOANS, HSBC BANK (SINGAPORE) LIMITED

Repayment for each month: Please tick (✓) only one

-
- Full Payment
-
- Minimum Payment
-
- Others: _____ % (minimum 3%)

3. Declaration and Debiting Details of Financial Institution

- I/We hereby instruct the Financial Institution to process the BO's instructions to debit my/our account.
- The Financial Institution is entitled to reject the BO's debit instruction if my/our account does not have sufficient funds and charge me/us a fee for this. The Financial Institution may also at its discretion allow the debit even if this results in an overdraft on the account and impose charges accordingly.
- I/We acknowledge that the BO will not give instructions to debit my/our account if there is no outstanding balance reflected on my monthly Card Statement at point of deduction.
- This authorisation will remain in force until terminated by the Financial Institution's written notice sent to my/our address last known to the Financial Institution or upon the Financial Institution's receipt of the notice of expiry from the BO.

Name of Financial Institution _____

Branch and address _____

My / Our Account Number _____ **My / Our Contact number** _____

My / Our Name(s) in Bank Account _____

My / Our Signature(s) or Thumbprint(s)
Date: / /

D D M M Y Y Y Y

Date: / /

D D M M Y Y Y Y
To be completed by Billing Organisation - HSBC

SWIFT BIC:	Billing organisation's account number:
HSBCSGS2	1 4 1 9 1 0 7 1 1

Credit card account reference number:

SWIFT BIC:	Account number to be debited:

To be completed by Financial Institution

To Billing Organisation

 This application is hereby **rejected** for the following reason(s):

- | | |
|---|---|
| <input type="checkbox"/> Signature/Thumbprint* differs from Financial Institution's records | <input type="checkbox"/> Wrong account number |
| <input type="checkbox"/> Signature/Thumbprint* incomplete/unclear* | <input type="checkbox"/> Amendments not countersigned by customer |
| <input type="checkbox"/> Account operated by signature/thumbprint* | <input type="checkbox"/> Others: _____ |

Name of approving officer

Authorised signature

Date

*For thumbprints please go to the branch with your identification.

*Please delete where inapplicable.

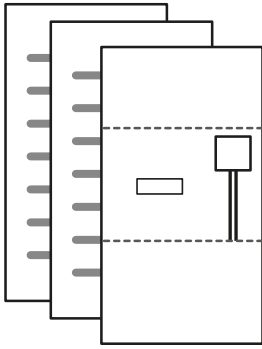
Data Privacy Policy

 The personal data you are submitting is being collected for the purposes stated in HSBC's Data Privacy Policy, a copy of which may be found at <https://www.hsbc.com.sg/privacy-statement>.

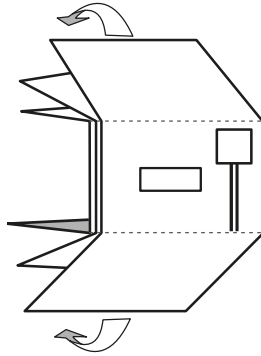
Issued by HSBC Bank (Singapore) Limited (Company Registration No. 201420624K).

Effective 3 June 2024

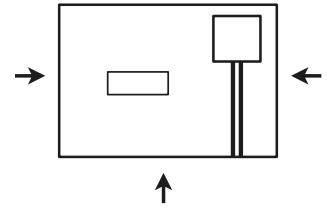
How to use the Business Reply Envelope (BRE)



a. Fold along dotted lines.



b. Insert documents into business reply folder, folding inwards.



c. Seal along edges of folder with clear tape (do not staple). Drop sealed folder into post box.

fold here.....

POSTAGE
WILL BE PAID
BY ADDRESSEE
FOR POSTING IN
SINGAPORE

**BUSINESS REPLY SERVICE
PERMIT NO. 01259**



HSBC Bank (Singapore) Limited

Service Delivery – Payments & Clearing Services (Autopay)

Robinson Road P.O. Box 896

Singapore 901746

fold here.....

Please note:

- Have you signed the form?

Seal here with clear tape

Seal here with clear tape