

Personal Line of Credit Auto Top-up Cancellation Form

Date: _____

Note:

1. Please complete form in **BLOCK** letters and tick where applicable.
2. Please allow up to 5 working days for processing.

My Personal Line of Credit Account Details

Personal Line of Credit Account Number: - -

Account Name: _____

NRIC/Passport No.: _____

Mobile No.: _____ Office/Residence Phone: _____

Email: _____

My HSBC Current/Savings Account Details (please tick only one box)

	Accountholder Name	HSBC Current/Savings Account (Primary account)
1		
2		
3		
4		
5		

I hereby cancel my following Personal Line of Credit Auto Top-up service.

SV

Signature of account holder:

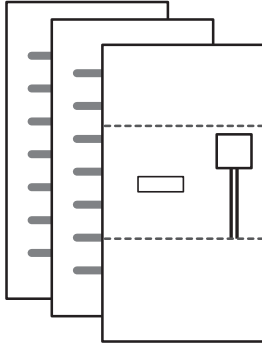
Full name: _____

Date: _____

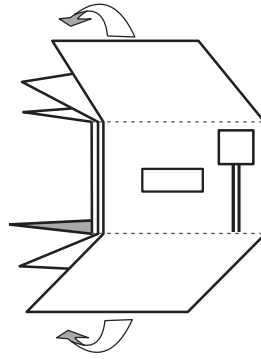
For Bank Use Only

S1 - ACTSI (priority MEDIUM)				
SI Type	Instruction	Run Time	Maker	Authorised Signature
OSI	4	0600		

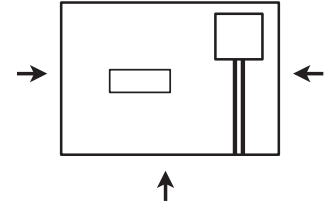
How to use the Business Reply Envelope (BRE)



a. Fold along dotted lines



b. Insert documents into business reply folder, folding inwards.



c. Seal along edges of folder with clear tape (do not staple). Drop sealed folder into post box.

fold here.....

POSTAGE
WILL BE PAID
BY ADDRESSEE
FOR POSTING IN
SINGAPORE

**BUSINESS REPLY SERVICE
PERMIT NO. 09206**



HSBC Bank (Singapore) Limited
Payments – PLOC Auto Top-up cancellation
Robinson Road P.O. Box 896
Singapore 901746

fold here.....

Seal here with clear tape

Seal here with clear tape